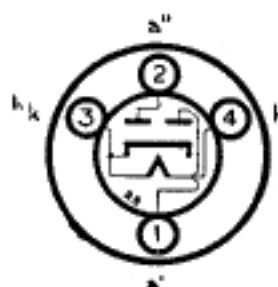




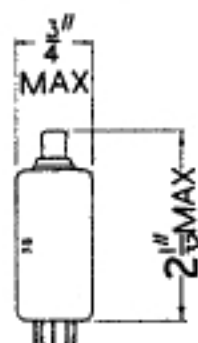
Replacement Types

TYPES R2, R3 (ENGLISH BASE) FULL-WAVE RECTIFIERS



CHARACTERISTICS

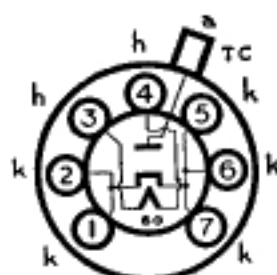
	Type R2	Type R3	
Heater Voltage	4.0	4.0	volts
Heater Current	2.5	2.5	amp.
R.M.S. Input per Anode	350	500	volts
Rectified Current	120	120	mA



B7G Base

Replacement Type

TYPE R10 MINIATURE HIGH VOLTAGE RECTIFIER



RATINGS

Heater Voltage	4.0	volts
Heater Current	0.5	amp.
Peak Inverse Voltage (No Load)	15.5	kV max.
Peak Inverse Voltage (Full Load)	12.5	kV max.
Peak Anode Current	40	mA max.
Supply Frequency	100	kc/s max.
Absolute Max. Heater Cathode Potential	10	volts

CHARACTERISTICS AS HALF-WAVE RECTIFIER

R.M.S. Input (DELAYED SWITCHING)	5.5	kV max.
R.M.S. Input (SIMULTANEOUS SWITCHING)	3.5	kV max.
Series Anode Impedance	62,000	ohms min.
Rectified Current	5.0	mA max.